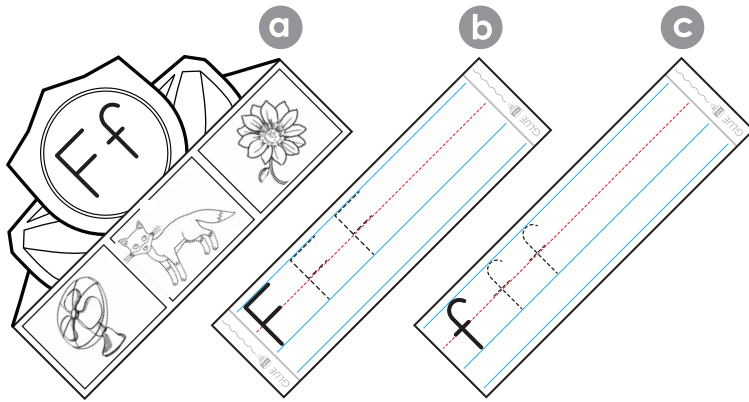



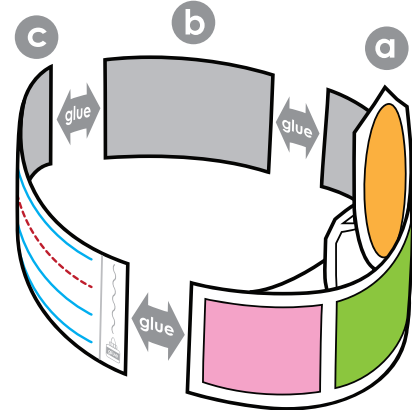
# Alphabet Crown

Letter F

**Step 1:** Print the crown on cardstock paper and cut along the bold black line.




**Step 2:** Color your crown. Then glue along the marked tabs and attach.




# Alphabet Crown

Letter F




GLUE



glue

F F F


GLUE




glue

GLUE

This block contains a large uppercase letter 'F' on a set of three horizontal lines (top blue, middle red dashed, bottom blue). The letter is shown in solid black and in dashed lines for tracing. The block is framed by a black border with a wavy line on the left and right sides. A scissors icon is at the top left, and a glue bottle icon is at the top right. The word 'GLUE' is written vertically on both the left and right sides.




GLUE



glue

f f f

GLUE



glue

GLUE

This block contains a large lowercase letter 'f' on a set of three horizontal lines (top blue, middle red dashed, bottom blue). The letter is shown in solid black and in dashed lines for tracing. The block is framed by a black border with a wavy line on the left and right sides. A scissors icon is at the top left, and a glue bottle icon is at the top right. The word 'GLUE' is written vertically on both the left and right sides.